







Visual support for the development of language and communication

<p>Real objects</p>  <p>Miniature objects</p> 	<p>Children who recognise objects and associate the object with an activity or routine can be helped to use the object to support their understanding and their communication</p>	<p>Making choices - child can be shown a carton of milk and a carton of juice. The adult showing the cartons will ask "do you want milk or juice" and then respond to the child pointing, reaching or eye pointing by offering them the chosen drink.</p> <p>Objects of reference - the child can be supported to follow a routine by being shown a object every time an activity happens e.g. nappy changing time.</p>
<p>Photographs</p>  <p>Clear colour pictures</p> 	<p>Children who can match objects to photographs demonstrate the next level of symbolic understanding.</p> <p>They can be helped to use photographs or clear colour pictures to support understanding and communication.</p>	<p>Making choices - the child is shown a photograph of their carton of milk and their cup of juice and asked to choose.</p> <p>Routines - the child can be supported to understand what an adult is asking them to do by using pictures e.g. a picture of their coat when it is time to go outside.</p>
<p>Symbols</p>  <p>Words</p> 	<p>Children who can match objects to photos to the corresponding symbol will benefit from symbols to support understanding and communication.</p>	<p>Making choices - the child is shown the symbols for milk and juice and asked to choose.</p> <p>Visual timetable - the child can be supported to anticipate a sequence of events by being shown a series of symbols for the day's/sessions activities.</p>

Visual support video on YouTube



Here is one for you to watch..... https://youtu.be/Xh_ooF8PDhM